

BEACH


MAIN FLOOR 2448 SQ. FT.



2520 PYLADES DRIVE
SEPTEMBER 9, 2015
PREPARED FOR THE EXCLUSIVE USE OF LORNE GAIT
PLANS MAY NOT BE 100% ACCURATE, IF CRITICAL BUYER TO VERIFY.

| FLOOR | AREA (SQ. FT.) | | | |
|-----------------|----------------|------------|--------|--------------|
| | FINISHED | UNFINISHED | GARAGE | DECK / PATIO |
| MAIN | 2448 | 0 | 0 | 1387 |
| LOWER | 963 | 0 | 612 | 230 |
| TOTAL | 3411 | 0 | 612 | 1617 |
| COTTAGE | 985 | 0 | 0 | 118 |
| COTTAGE SUNROOM | 0 | 166 | 0 | 0 |

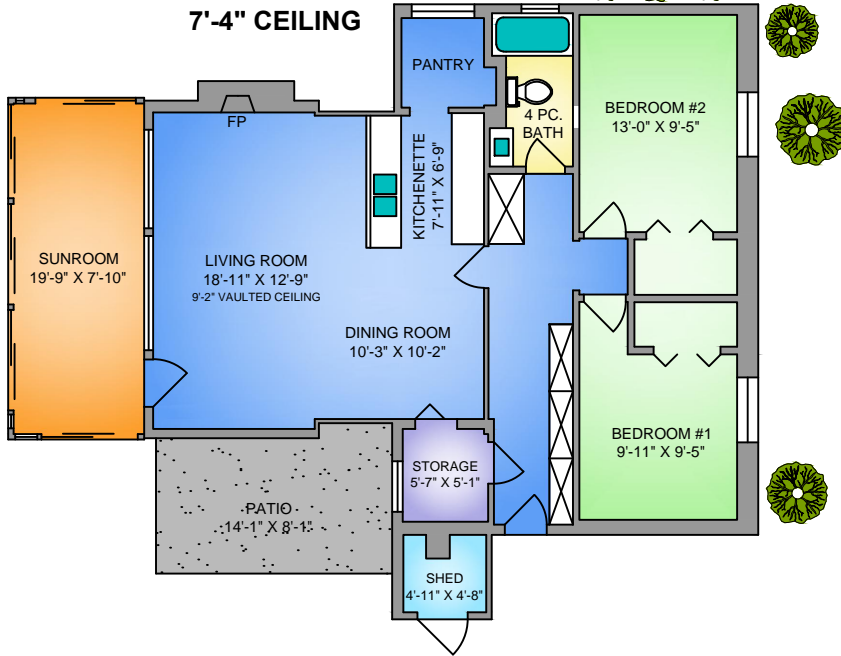
NORTH



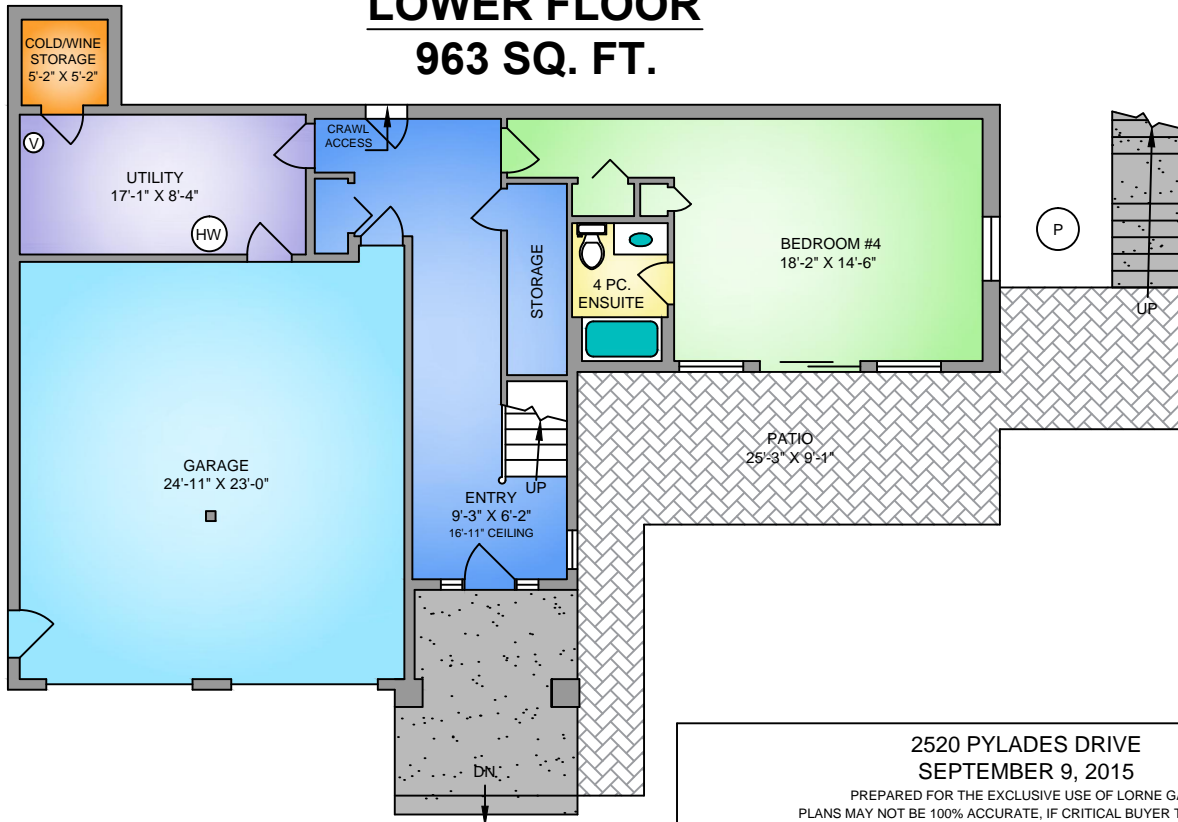
0' 5' 10'
SCALE

COTTAGE
985 SQ. FT.
7'-4" CEILING

SUNROOM
166 SQ. FT.



LOWER FLOOR
963 SQ. FT.



2520 PYLADES DRIVE
SEPTEMBER 9, 2015
PREPARED FOR THE EXCLUSIVE USE OF LORNE GAIT
PLANS MAY NOT BE 100% ACCURATE, IF CRITICAL BUYER TO VERIFY.

| FLOOR | AREA (SQ. FT.) | | | |
|-----------------|----------------|------------|--------|--------------|
| | FINISHED | UNFINISHED | GARAGE | DECK / PATIO |
| MAIN | 2448 | 0 | 0 | 1387 |
| LOWER | 963 | 0 | 612 | 230 |
| TOTAL | 3411 | 0 | 612 | 1617 |
| COTTAGE | 985 | 0 | 0 | 118 |
| COTTAGE SUNROOM | 0 | 166 | 0 | 0 |